

















# FY13-17 Strategic Plan





## Connections: Action Plan - Summary

Date Revised: September 3, 2014






Priority	Items	Who	Start Date/ End Date	Target, Measure	% Complete/ YTD	Status/ Variance
<b>My Items</b>						
	<p>1.4.6 Increase student engagement and promote dynamic (creative) learning with specific focus on strengthening relationships with our at-risk students. Measure/Evidence: % Increase in at-risk student test scores. (Teachers)</p> <p><i>Comments on Status: FY14 Baseline: FY14 at risk student test scores. Make sure parents have picked up sba practice tests. At-risk students will take EdPerformance by March 22, 2014-Have a meeting to discuss the strands that need attention.</i></p>	Connections	07/01/12 06/30/13	10% % Increase in at-risk student test scores	90%	 80 <small>As of 08/15/14</small>
	<p>1.4.41 Connections Homeschool Program parents will become knowledgeable of the learning standards and will use this knowledge to guide their instruction in the home learning environment.</p>	Connections	08/30/13 05/23/14	50% Survey data for parents' understanding and application of learning standards.	50%	 <small>As of 03/24/14</small>
	<p>1.5.8 Increase school's graduation rate. Measure/Evidence: graduation rate.</p> <p><i>Comments on Status: FY12 Baseline: FY12 graduation rate</i></p>	Connections	07/01/12 06/30/13	10% % increase; Graduation Rate	55%	 45 <small>As of 08/01/14</small>
	<p>3.4.3 Increase student relations with community and sense of belonging through encouraging participation in meaningful community events. Measure/Evidence: % increase in overall parent, student, and at-risk student attendance at events. (Teachers)</p> <p><i>Comments on Status: FY12 Baseline: develop baseline in FY13.</i></p>	Connections	07/01/12 06/30/13	10% % increase in overall parent, student, and at-risk student attendance at events	90%	 80 <small>As of 08/01/14</small>

# Connections: Action Plan - Detail

Priority	Items	Who	Start Date/ End Date	Target, Measure	% Complete/ YTD	Status/ Variance
<b>1 Deliver relevant, rigorous, standards-based curriculum in conjunction with alternative pathways and a flexible approach to ensure that every KPBSD student stays engaged, reaches high levels of achievement and graduates.</b>						
High	<p><b>1.4 Student Engagement: Achieve high levels of student engagement utilizing research-based strategies at all schools.</b></p> <p><i>Comments on Status: See department level and school site plans to view progress. 6/19/13: District-level status based on average progress of supporting objectives.</i></p>	Instruction	07/01/12 06/30/15	100% School In-service Plans - Danielson/Standards implementation plans	100%	 0 As of 07/30/14
	<p>1.4.6 Increase student engagement and promote dynamic (creative) learning with specific focus on strengthening relationships with our at-risk students. Measure/Evidence: % Increase in at-risk student test scores. (Teachers)</p> <p><i>Comments on Status: FY14 Baseline: FY14 at risk student test scores. Make sure parents have picked up sba practice tests. At-risk students will take EdPerformance by March 22, 2014-Have a meeting to discuss the strands that need attention.</i></p>	Connections	07/01/12 06/30/13	10% % Increase in at-risk student test scores	90%	 80 As of 08/15/14
	<p>1.4.6.1 Identified at-risk students will participate in monthly dynamic academic meetings (Advisors)</p> <p><i>Comments on Status: Sped has developed a new policy for next year that mandates monthly meetings to stay enrolled with the program.</i></p>	Lee Young	09/01/12 06/30/13	100% Monthly Attendance	75%	 As of 08/01/14
	<p>1.4.6.1.1 Advisors will provide information of learning standards at the enrollment appointment</p> <p><i>Comments on Status: Distributing current standards.</i></p>	Lee Young	08/30/13 05/23/14	100 Document in Coma	100	 As of 03/24/14
	<p>1.4.6.2 Email/phone conferences to discuss current progress twice a month (Advisors).</p> <p><i>Comments on Status: Enter comments here</i></p>	Lee Young	07/01/12 06/30/13	100% Coma Database Log	85%	 As of 08/01/14
	<p>1.4.6.3 Review at least 2 current progress indicators(Aimsweb, Online Grade Reports, Work Samples, Assessments) (Advisors)</p> <p><i>Comments on Status: Enter comments here</i></p>	Lee Young	09/01/12 05/30/13	100% Document	100%	 As of 03/24/14
	<p>1.4.41 Connections Homeschool Program parents will become knowledgeable of the learning standards and will use this knowledge to guide their instruction in the home learning environment.</p>	Connections	08/30/13 05/23/14	50% Survey data for parents' understanding and application of learning standards.	50%	 As of 03/24/14
	<p>1.4.41.1 Survey parents for for understanding and need for follow up knowledge.</p>	Lee Young	09/02/13 09/30/13	100 Utilize survey monkey to obtain baseline data	100	 As of 03/24/14
	<p>1.4.41.2 Create a video to introduce standards. Mark and Reubin</p>	Lee Young	08/30/13 10/31/13	100 Video will be completed.	100	 As of 03/24/14
	<p>1.4.41.3 Create a video for 8 math practices. Derek</p>	Lee Young	08/30/13 03/07/14	100 Video completion	50	 As of 08/01/14
High	<p><b>1.5 Graduation: Increase the graduation rate by 3% annually and decrease drop out numbers by 5% annually.</b></p> <p><i>Comments on Status: 4/4/14 Current Graduation Rate: 92.9% Current Dropout Rate: .2%</i></p>	Instruction	07/01/12 06/30/13	100% % increase graduation rate	0%	 -100 As of 08/05/14
	<p>1.5.8 Increase school's graduation rate. Measure/Evidence: graduation rate.</p> <p><i>Comments on Status: FY12 Baseline: FY12 araduation rate</i></p>	Connections	07/01/12 06/30/13	10% % increase; Graduation Rate	55%	 45

Comments on Status: Enter comments here			Graduation Rate		As of 08/01/14
1.5.8.1 Evaluate incoming high school student's assessments and credits to determine at risk students including students who fall in the plus or minus 10% of proficient. I.E. 2 credits or more off graduation track. HSGQE not passed (Advisor). <i>Comments on Status: Enter comments here</i>	Lee Young	07/01/12 06/30/13	100% 4/12 SBA Scores- Transcripts	100%	 As of 03/24/14
1.5.8.2 Connections advisors, upon evaluation of students will progress monitor using Aimsweb or Ed Performance (Advisor) <i>Comments on Status: Enter comments here</i>	Lee Young	09/01/12 05/30/13	100	100	 As of 03/24/14
1.5.8.3 Counsel parents to best select curriculum and develop lessons based on data gathered (Advisor). <i>Comments on Status: Enter comments here</i>	Lee Young	09/01/12 05/30/13		100	 As of 03/24/14
1.5.8.4 PD Needs: Aimsweb Training-Elementary Teachers Ed Performance Training (Mark and Derek) (Connections)	Michelle Thomason	07/01/12 06/30/13	100 % complete	100	 As of 08/01/14

**3 All KPBSD schools will reach out to parents and communities to promote shared value and responsibility for the process of education.**

<b>3.4 Public Relationships: Educate stakeholders through consistent ongoing communication while promoting district programs and performance.</b> <i>Comments on Status: Media: 3 local radio stations; seven plus newspapers with school stories on a regular basis. 6/19/13: District-level status based on average progress of supporting objectives.</i>	Instruction	07/01/12 06/30/13	100%	48%	 -52 As of 08/05/14
3.4.3 Increase student relations with community and sense of belonging through encouraging participation in meaningful community events. Measure/Evidence: % increase in overall parent, student, and at-risk student attendance at events. (Teachers) <i>Comments on Status: FY12 Baseline: develop baseline in FY13.</i>	Connections	07/01/12 06/30/13	10% % increase in overall parent, student, and at-risk student attendance at events	90%	 80 As of 08/01/14
3.4.3.1 Provide opportunities to expand student's knowledge of community events thru advisor led meetings and planned activities (Advisors) <i>Comments on Status: Caring for the Kenai meeting; Haymaze, solid rock snow tubing, college fair; financial aide night, early literacy awareness, outdoor education community activities, construction fair,</i>	Lee Young	08/30/13 11/29/13	Survey families for interests in activities/workshops	100%	 As of 08/01/14
3.4.3.2 Establish school to work(career-ready) learning opportunities for at risk students. <i>Comments on Status: Work force development academies; plumbing, welding, construction, drafting, Consturction career fair, Ace academy, Steam ahead, Challenger Learning Center academies, intro to career pathways class, employability skills class. Secondary Advisors have given PCLP folders to reenrolling students and discussed student progress toward APS qualifications.</i>	Lee Young	09/01/12 06/30/13	100% Student participati on- notifying students of opportunities	100%	 As of 08/01/14
3.4.3.3 PD Needs: P.E.A.K Training -Reubin; IEP Transition Training - Steve. (Connections)	Michelle Thomason	07/01/12 06/30/13	100 % complete		 As of 08/01/14